


Name: _____

Instruction: The letter **Tt** says /t/. Colour the turtle.

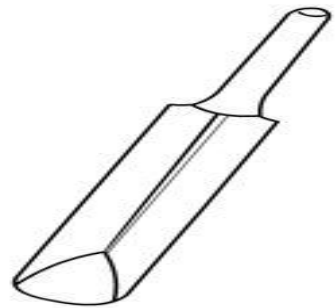
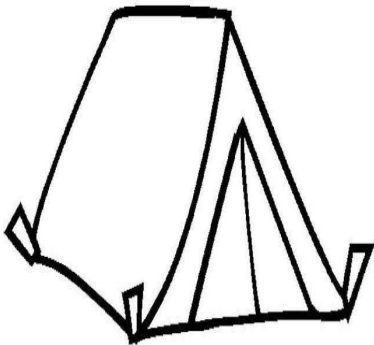





Year 1 Week 1 Day 1



Name: _____

Instructions: Say the name of each picture. Colour the pictures that have the /t/ sound. Colour inside the letter t.



Name: _____

Instructions: Say the name of the letter. Trace the letter. Colour the pictures that have the /t/ sound.


A large lowercase letter 't' is centered on the page. It has a dashed outline for tracing. A blue arrow labeled '1' points downwards from the top bar, and another blue arrow labeled '2' points horizontally from left to right across the top bar. Surrounding the letter are five line drawings: a tent (top left), a pencil (top right), a car (bottom left), and a television set (bottom right).

Year 1 Week 1 Day 3



Name: _____

Instructions: Say the name of each picture. Colour the big letter **t**. Trace then write the letter **t**.



tent

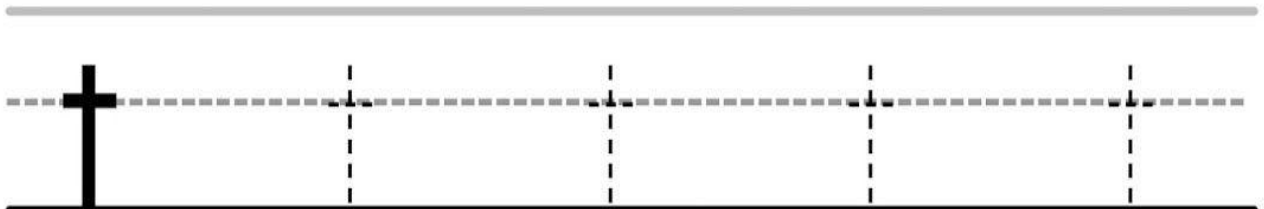
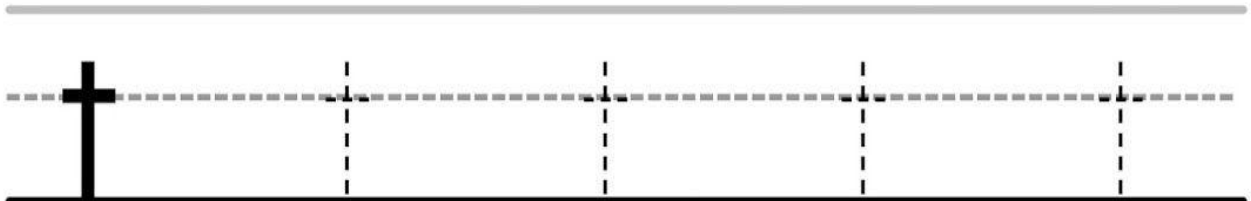


hat



turtle

Trace then write the letter **t**.

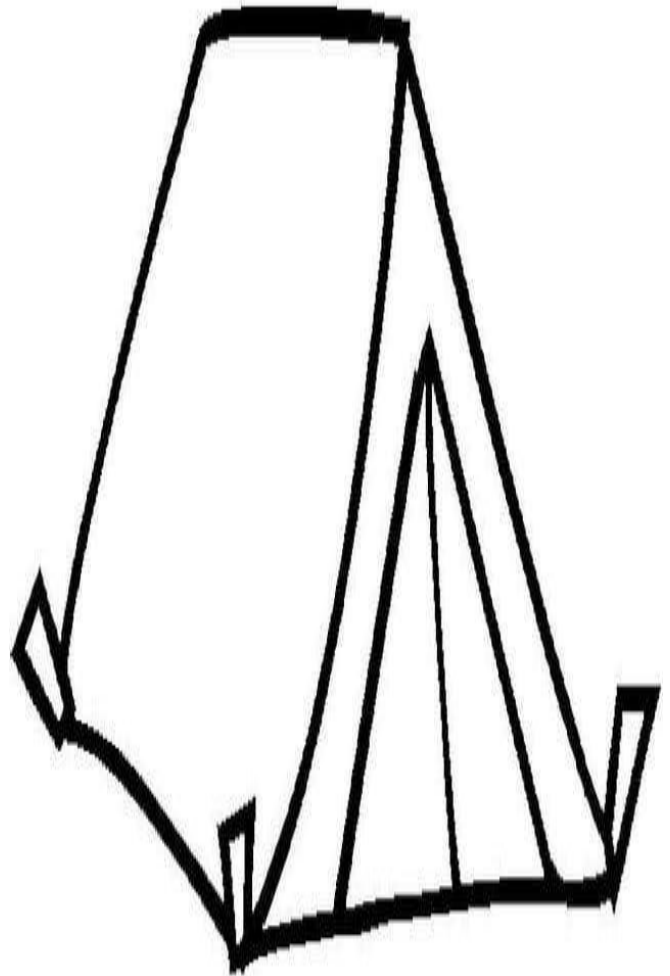



Year 1 Week 1 Day 4



Name: _____

Instructions: Colour the picture and the letter **t**. Spell the word **tent**.



tent

Year 1 Week 1 Day 5

